

FORM NO. MGT-7

[Pursuant to sub-Section(1) of section 92 of the Companies Act, 2013 and sub-rule (1) of rule 11 of the Companies (Management and Administration) Rules, 2014]



सत्यमेव जयते

Annual Return

Form language ☒ English ☐ Hindi

Refer the instruction kit for filing the form.

I. REGISTRATION AND OTHER DETAILS

(i) * Corporate Identification Number (CIN) of the company

L29199TZ1993PLC008034

Pre-fill

Global Location Number (GLN) of the company

* Permanent Account Number (PAN) of the company

AAACI4737M

(ii) (a) Name of the company

NATIONAL FITTINGS LIMITED

(b) Registered office address

SF 112 MATHAPUR ROAD KANIYUR VILLAGE
KARUMATHAMPATTY VIA
COMBATORE DISTRICT
Coimbatore
Tamil Nadu
641650



(c) *e-mail ID of the company

nationalfittingsltd@gmail.com

(d) *Telephone number with STD code

04212333317

(e) Website

(iii) Date of Incorporation

21/04/1993

(iv)	Type of the Company	Category of the Company	Sub-category of the Company
	Public Company	Company limited by shares	Indian Non-Government company

(v) Whether company is having share capital

☒ Yes

☐ No

(vi) *Whether shares listed on recognized Stock Exchange(s)

☒ Yes

☐ No

(a) Details of stock exchanges where shares are listed

S. No.	Stock Exchange Name	Code
1	BSE LIMITED	1

(b) CIN of the Registrar and Transfer Agent

U74140TZ1998PLC008301

Pre-fill

Name of the Registrar and Transfer Agent

S K D C CONSULTANTS LIMITED

Registered office address of the Registrar and Transfer Agents

KANAPATHY TOWERS, 3rd FLOOR
1391/A-1, SATHY ROAD, GANAPATHY

(vii) *Financial year From date 01/04/2019 (DD/MM/YYYY) To date 31/03/2020 (DD/MM/YYYY)

(viii) *Whether Annual general meeting (AGM) held ☒ Yes ☐ No

(a) If yes, date of AGM 30/09/2020

(b) Due date of AGM 31/12/2020

(c) Whether any extension for AGM granted ☐ Yes ☒ No

II. PRINCIPAL BUSINESS ACTIVITIES OF THE COMPANY

*Number of business activities

1

S.No	Main Activity group code	Description of Main Activity group	Business Activity Code	Description of Business Activity	% of turnover of the company
1	C	Manufacturing	C7	Metal and metal products	100

III. PARTICULARS OF HOLDING, SUBSIDIARY AND ASSOCIATE COMPANIES (INCLUDING JOINT VENTURES)

*No. of Companies for which information is to be given

0

Pre-fill All

S.No	Name of the company	CIN / FCRN	Holding/ Subsidiary/Associate/ Joint Venture	% of shares held
1				

IV. SHARE CAPITAL, DEBENTURES AND OTHER SECURITIES OF THE COMPANY

(i) *SHARE CAPITAL

(a) Equity share capital

Particulars	Authorised capital	Issued capital	Subscribed capital	Paid up capital
Total number of equity shares	24,500,000	9,083,182	9,083,182	9,083,182
Total amount of equity shares (in Rupees)	245,000,000	90,831,820	90,831,820	90,831,820

Number of classes

1

Class of Shares	Authorised capital	Issued capital	Subscribed capital	Paid up capital
Number of equity shares	24,500,000	9,083,182	9,083,182	9,083,182
Nominal value per share (in rupees)	10	10	10	10
Total amount of equity shares (in rupees)	245,000,000	90,831,820	90,831,820	90,831,820

(b) Preference share capital

Particulars	Authorised capital	Issued capital	Subscribed capital	Paid-up capital
Total number of preference shares	500,000	400,000	400,000	400,000
Total amount of preference shares (in rupees)	50,000,000	40,000,000	40,000,000	40,000,000

Number of classes

1

Class of shares	Authorised capital	Issued capital	Subscribed capital	Paid up capital
Number of preference shares	500,000	400,000	400,000	400,000
Nominal value per share (in rupees)	100	100	100	100
Total amount of preference shares (in rupees)	50,000,000	40,000,000	40,000,000	40,000,000

(c) Unclassified share capital

Particulars	Authorised Capital
Total amount of unclassified shares	0

(d) Break-up of paid-up share capital

Class of shares	Number of shares	Total nominal amount	Total Paid-up amount	Total premium
Equity shares				
At the beginning of the year	9,083,182	90,831,820	90,831,820	

Increase during the year	0	0	0	0
i. Public Issues	0	0	0	0
ii. Rights issue	0	0	0	0
iii. Bonus issue	0	0	0	0
iv. Private Placement/ Preferential allotment	0	0	0	0
v. ESOPs	0	0	0	0
vi. Sweat equity shares allotted	0	0	0	0
vii. Conversion of Preference share	0	0	0	0
viii. Conversion of Debentures	0	0	0	0
ix. GDRs/ADRs	0	0	0	0
x. Others, specify <div></div>				
Decrease during the year	0	0	0	0
i. Buy-back of shares	0	0	0	0
ii. Shares forfeited	0	0	0	0
iii. Reduction of share capital	0	0	0	0
iv. Others, specify <div></div>				
At the end of the year	9,083,182	90,831,820	90,831,820	
Preference shares				
At the beginning of the year	400,000	40,000,000	40,000,000	
Increase during the year	0	0	0	0
i. Issues of shares	0	0	0	0
ii. Re-issue of forfeited shares	0	0	0	0
iii. Others, specify <div></div>				
Decrease during the year	0	0	0	0
i. Redemption of shares	0	0	0	0

ii. Shares forfeited	0	0	0	0
iii. Reduction of share capital	0	0	0	0
iv. Others, specify				
At the end of the year	400,000	40,000,000	40,000,000	

(ii) Details of stock split/consolidation during the year (for each class of shares)

0

Class of shares		(i)	(ii)	(iii)
Before split / Consolidation	Number of shares			
	Face value per share			
After split / Consolidation	Number of shares			
	Face value per share			

(iii) Details of shares/Debentures Transfers since closure date of last financial year (or in the case of the first return at any time since the incorporation of the company) *

☐ Nil

[Details being provided in a CD/Digital Media]

☐ Yes

☒ No

☐ Not Applicable

Separate sheet attached for details of transfers

☒ Yes

☐ No

Note: In case list of transfer exceeds 10, option for submission as a separate sheet attachment or submission in a CD/Digital Media may be shown.

Date of the previous annual general meeting		23/09/2019	
Date of registration of transfer (Date Month Year)			
Type of transfer		1 - Equity, 2- Preference Shares, 3 - Debentures, 4 - Stock	
Number of Shares/ Debentures/ Units Transferred		Amount per Share/ Debenture/Unit (in Rs.)	
Ledger Folio of Transferor			

Transferor's Name	<input type="text"/>	<input type="text"/>	<input type="text"/>
	Surname	middle name	first name
Ledger Folio of Transferee		<input type="text"/>	
Transferee's Name	<input type="text"/>	<input type="text"/>	<input type="text"/>
	Surname	middle name	first name

Date of registration of transfer (Date Month Year) <input type="text"/>			
Type of transfer	<input type="text"/>	1 - Equity, 2- Preference Shares,3 - Debentures, 4 - Stock	
Number of Shares/ Debentures/ Units Transferred	<input type="text"/>	Amount per Share/ Debenture/Unit (in Rs.)	<input type="text"/>
Ledger Folio of Transferor		<input type="text"/>	
Transferor's Name	<input type="text"/>	<input type="text"/>	<input type="text"/>
	Surname	middle name	first name
Ledger Folio of Transferee		<input type="text"/>	
Transferee's Name	<input type="text"/>	<input type="text"/>	<input type="text"/>
	Surname	middle name	first name

(iv) *Indebtedness including debentures (Outstanding as at the end of financial year)

Particulars	Number of units	Nominal value per unit	Total value
Non-convertible debentures	0	0	0
Partly convertible debentures	0	0	0
Fully convertible debentures	0	0	0
Secured Loans (including interest outstanding/accrued but not due for payment) excluding deposits			152,892,523
Unsecured Loans (including interest outstanding/accrued but not due for payment) excluding deposits			0
Deposit			0
Total			152,892,523

Details of debentures

Class of debentures	Outstanding as at the beginning of the year	Increase during the year	Decrease during the year	Outstanding as at the end of the year
Non-convertible debentures	0	0	0	0
Partly convertible debentures	0	0	0	0
Fully convertible debentures	0	0	0	0

(v) Securities (other than shares and debentures)

0

Type of Securities	Number of Securities	Nominal Value of each Unit	Total Nominal Value	Paid up Value of each Unit	Total Paid up Value
Total					

V. *Turnover and net worth of the company (as defined in the Companies Act, 2013)**(i) Turnover**

568,509,864

(ii) Net worth of the Company

497,051,215

VI. (a) *SHARE HOLDING PATTERN - Promoters

S. No.	Category	Equity	Preference
--------	----------	--------	------------

		Number of shares	Percentage	Number of shares	Percentage
1.	Individual/Hindu Undivided Family				
	(i) Indian	0	0	0	0
	(ii) Non-resident Indian (NRI)	3,092,093	34.04	0	0
	(iii) Foreign national (other than NRI)	0	0	0	0
2.	Government				
	(i) Central Government	0	0	0	0
	(ii) State Government	0	0	0	0
	(iii) Government companies	0	0	0	0
3.	Insurance companies	0	0	0	0
4.	Banks	0	0	0	0
5.	Financial institutions	0	0	0	0
6.	Foreign institutional investors	0	0	0	0
7.	Mutual funds	0	0	0	0
8.	Venture capital	0	0	0	0
9.	Body corporate (not mentioned above)	0	0	0	0
10.	Others	0	0	0	0
	Total	3,092,093	34.04	0	0

Total number of shareholders (promoters)

1

(b) *SHARE HOLDING PATTERN - Public/Other than promoters

S. No.	Category	Equity		Preference	
		Number of shares	Percentage	Number of shares	Percentage
1.	Individual/Hindu Undivided Family				
	(i) Indian	4,572,364	50.34	200,000	50
	(ii) Non-resident Indian (NRI)	699,072	7.7	0	0
	(iii) Foreign national (other than NRI)	0	0	0	0

2.	Government				
	(i) Central Government	0	0	0	0
	(ii) State Government	0	0	0	0
	(iii) Government companies	0	0	0	0
3.	Insurance companies	0	0	0	0
4.	Banks	100	0	0	0
5.	Financial institutions	0	0	0	0
6.	Foreign institutional investors	0	0	0	0
7.	Mutual funds	500	0.01	0	0
8.	Venture capital	0	0	0	0
9.	Body corporate (not mentioned above)	511,993	5.64	200,000	50
10.	Others IEPF	207,060	2.28	0	0
	Total	5,991,089	65.97	400,000	100

Total number of shareholders (other than promoters)

5,402

**Total number of shareholders (Promoters+Public/
Other than promoters)**

5,403

VII. *NUMBER OF PROMOTERS, MEMBERS, DEBENTURE HOLDERS
(Details, Promoters, Members (other than promoters), Debenture holders)

Details	At the beginning of the year	At the end of the year
Promoters	1	1
Members (other than promoters)	5,967	5,402
Debenture holders	0	0

VIII. DETAILS OF DIRECTORS AND KEY MANAGERIAL PERSONNEL

(A) *Composition of Board of Directors

Category	Number of directors at the beginning of the year		Number of directors at the end of the year		Percentage of shares held by directors as at the end of year	
	Executive	Non-executive	Executive	Non-executive	Executive	Non-executive

A. Promoter	1	0	1	0	32.61	0
B. Non-Promoter	2	3	2	3	0.16	0
(i) Non-Independent	2	0	2	0	0.16	0
(ii) Independent	0	3	0	3	0	0
C. Nominee Directors representing	0	0	0	0	0	0
(i) Banks & FIs	0	0	0	0	0	0
(ii) Investing institutions	0	0	0	0	0	0
(iii) Government	0	0	0	0	0	0
(iv) Small share holders	0	0	0	0	0	0
(v) Others	0	0	0	0	0	0
Total	3	3	3	3	32.77	0

Number of Directors and Key managerial personnel (who is not director) as on the financial year end date

8

(B) (i) *Details of directors and Key managerial personnel as on the closure of financial year

Name	DIN/PAN	Designation	Number of equity share(s) held	Date of cessation (after closure of financial year : If any)
A V Palaniswamy	01817391	Managing Director	3,092,093	
R Alagar	00231112	Director	0	
A Panath Anitha	07059205	Whole-time director	15,200	
Jayaram Govindarajan	02178416	Whole-time director	0	
Arjunaraj Dhananjayan	08043947	Director	0	
Chenniappan Selvakum	01777983	Director	0	
J Saravanan	CGLPS8007G	CFO	11,300	
S Aravinthan	AGHPA3291N	Company Secretary	11,270	

(ii) Particulars of change in director(s) and Key managerial personnel during the year

0

Name	DIN/PAN	Designation at the beginning / during the financial year	Date of appointment/ change in designation/ cessation	Nature of change (Appointment/ Change in designation/ Cessation)

IX. MEETINGS OF MEMBERS/CLASS OF MEMBERS/BOARD/COMMITTEES OF THE BOARD OF DIRECTORS

A. MEMBERS/CLASS /REQUISITIONED/NCLT/COURT CONVENED MEETINGS

Number of meetings held

2

Type of meeting	Date of meeting	Total Number of Members entitled to attend meeting	Attendance	
			Number of members attended	% of total shareholding
AGM	10/05/2019	5,939	39	34.88
AGM	23/09/2019	5,650	47	44.5

B. BOARD MEETINGS

*Number of meetings held

4



S. No.	Date of meeting	Total Number of directors associated as on the date of meeting	Attendance	
			Number of directors attended	% of attendance
1	30/05/2019	6	5	83.33
2	10/08/2019	6	6	100
3	14/11/2019	6	5	83.33
4	13/02/2020	6	5	83.33

C. COMMITTEE MEETINGS

Number of meetings held

9

S. No.	Type of meeting	Date of meeting	Total Number of Members as on the date of the meeting	Attendance	
				Number of members attended	% of attendance
1	Audit	30/05/2019	4	3	75
2	Audit	10/08/2019	4	4	100
3	Audit	14/11/2019	4	3	75
4	Audit	13/02/2020	4	3	75
5	CSR	30/05/2019	3	3	100
6	Shareholders	30/05/2019	3	3	100
7	Shareholders	10/08/2019	3	3	100

S. No.	Type of meeting	Date of meeting	Total Number of Members as on the date of the meeting	Attendance	
				Number of members attended	% of attendance
8	Shareholders 	14/11/2019	3	3	100
9	Shareholders 	13/02/2020	3	3	100

D. * ATTENDANCE OF DIRECTORS




S. No.	Name of the director	Board Meetings			Committee Meetings			Whether attended AGM held on
		Number of Meetings which director was entitled to attend	Number of Meetings attended	% of attendance	Number of Meetings which director was entitled to attend	Number of Meetings attended	% of attendance	30/09/2020
								(Y/N/NA)
1	A V Palaniswamy	4	4	100	9	9	100	Yes
2	R Alagar	4	4	100	8	8	100	Yes
3	A Panath Anitha	4	4	100	4	4	100	Yes
4	Jayaram Govindarajan	4	4	100	1	1	100	Yes
5	Arjunaraj Dhanasekaran	4	1	25	4	1	25	No
6	Chenniappan	4	4	100	5	5	100	No

X. * REMUNERATION OF DIRECTORS AND KEY MANAGERIAL PERSONNEL

☐ Nil

Number of Managing Director, Whole-time Directors and/or Manager whose remuneration details to be entered

3

S. No.	Name	Designation	Gross Salary	Commission	Stock Option/ Sweat equity	Others	Total Amount
1	A V Palaniswamy	Managing Director 	2,150,000	0	0	171,666	2,321,666
2	A Panath Anitha	Whole Time Director 	429,000	0	0	0	429,000
3	Jayaram Govindarajan	Whole Time Director 	1,750,000	0	0	346,243	2,096,243
	Total		4,329,000	0	0	517,909	4,846,909

Number of CEO, CFO and Company secretary whose remuneration details to be entered

2

S. No.	Name	Designation	Gross Salary	Commission	Stock Option/ Sweat equity	Others	Total Amount
1	J Saravanan	CFO	809,000	0	0	103,228	912,228

S. No.	Name	Designation	Gross Salary	Commission	Stock Option/ Sweat equity	Others	Total Amount
2	S Aravinthan	Company Secre	665,000	0	0	74,371	739,371
	Total		1,474,000	0	0	177,599	1,651,599

Number of other directors whose remuneration details to be entered

3

S. No.	Name	Designation	Gross Salary	Commission	Stock Option/ Sweat equity	Others	Total Amount
1	R Alagar	Director	0	0	0	262,500	262,500
2	Arjunaraj Dhananjay	Director	0	0	0	20,000	20,000
3	Chenniappan Selva	Director	0	0	0	80,000	80,000
	Total		0	0	0	362,500	362,500

XI. MATTERS RELATED TO CERTIFICATION OF COMPLIANCES AND DISCLOSURES

* A. Whether the company has made compliances and disclosures in respect of applicable provisions of the Companies Act, 2013 during the year ☒ Yes ☐ No

B. If No, give reasons/observations

XII. PENALTY AND PUNISHMENT - DETAILS THEREOF

(A) DETAILS OF PENALTIES / PUNISHMENT IMPOSED ON COMPANY/DIRECTORS /OFFICERS ☒ Nil

Name of the company/ directors/ officers	Name of the court/ concerned Authority	Date of Order	Name of the Act and section under which penalised / punished	Details of penalty/ punishment	Details of appeal (if any) including present status

(B) DETAILS OF COMPOUNDING OF OFFENCES ☒ Nil

Name of the company/ directors/ officers	Name of the court/ concerned Authority	Date of Order	Name of the Act and section under which offence committed	Particulars of offence	Amount of compounding (in Rupees)

XIII. Whether complete list of shareholders, debenture holders has been enclosed as an attachment

☒ Yes ☐ No

XIV. COMPLIANCE OF SUB-SECTION (2) OF SECTION 92, IN CASE OF LISTED COMPANIES

In case of a listed company or a company having paid up share capital of Ten Crore rupees or more or turnover of Fifty Crore rupees or more, details of company secretary in whole time practice certifying the annual return in Form MGT-8.

Name

M R L Narasimha

Whether associate or fellow

☐

Associate

☒

Fellow

Certificate of practice number

799

I/We certify that:

(a) The return states the facts, as they stood on the date of the closure of the financial year aforesaid correctly and adequately.

(b) Unless otherwise expressly stated to the contrary elsewhere in this Return, the Company has complied with all the provisions of the Act during the financial year.

Declaration

I am Authorised by the Board of Directors of the company vide resolution no. ..

7

dated

30/06/2020

(DD/MM/YYYY) to sign this form and declare that all the requirements of the Companies Act, 2013 and the rules made thereunder in respect of the subject matter of this form and matters incidental thereto have been complied with. I further declare that:

1. Whatever is stated in this form and in the attachments thereto is true, correct and complete and no information material to the subject matter of this form has been suppressed or concealed and is as per the original records maintained by the company.
2. All the required attachments have been completely and legibly attached to this form.

Note: Attention is also drawn to the provisions of Section 447, section 448 and 449 of the Companies Act, 2013 which provide for punishment for fraud, punishment for false statement and punishment for false evidence respectively.

To be digitally signed by

Director

DIN of the director

01817391

To be digitally signed by

☒ Company Secretary

☐ Company secretary in practice

Membership number

18036

Certificate of practice number

Attachments

1. List of share holders, debenture holders
2. Approval letter for extension of AGM;
3. Copy of MGT-8;
4. Optional Attachement(s), if any

Attach**Attach****Attach****Attach****List of attachments****Remove attachment**

Modify

Check Form

Prescrutiny

Submit

This eForm has been taken on file maintained by the Registrar of Companies through electronic mode and on the basis of statement of correctness given by the company